




25W Dual Output Switching Power Supply

PD-25 series



■ Features :

- Universal AC input / Full range
- Low leakage current < 0.5mA
- Protections: Short circuit / Overload / Over voltage / Over temperature
- Cooling by free air convection
- 100% full load burn-in test
- Fixed switching frequency at 100KHz
- Low cost
- High reliability
- 2 years warranty



■ GTIN CODE

MW Search: <https://www.meanwell.com/serviceGTIN.aspx>



(for PD-25A only)



UL62368-1



BS EN/EN62368-1



IEC62368-1



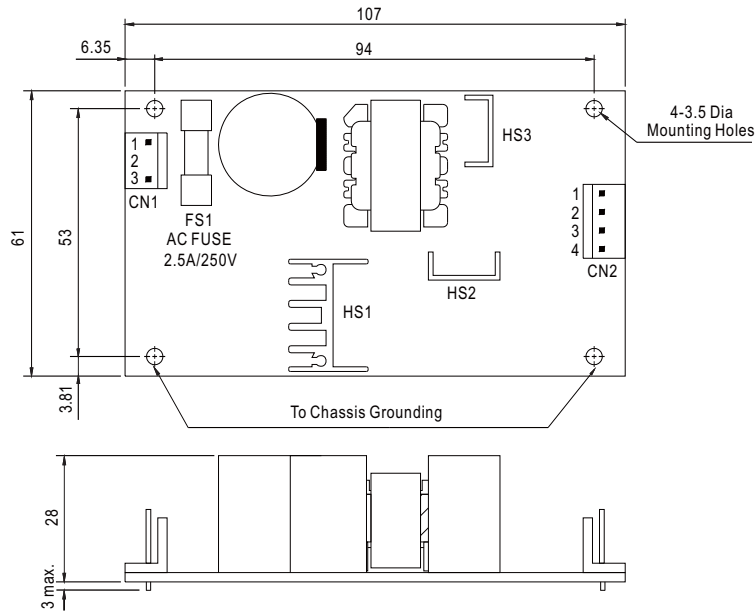
TPTC004

SPECIFICATION

| MODEL | PD-25A | PD-25B | PD-2505 | PD-2512 | PD-2515 | | |
|-----------------------|--|--|-------------------|---------------------|-----------------------|-----|--|
| OUTPUT | OUTPUT NUMBER | CH1 CH2 | CH1 CH2 | CH1 CH2 | CH1 CH2 | | |
| | DC VOLTAGE | 5V 12V | 5V 24V | 5V -5V | 12V -12V | | |
| | RATED CURRENT | 2.1A 1.2A | 1.2A 0.8A | 2.5A 2.5A | 1A 1A | | |
| | CURRENT RANGE | 0.2 ~ 2.5A 0.1 ~ 1.5A | 0.2 ~ 2A 0.1 ~ 1A | 0.1 ~ 3A 0.1 ~ 2.5A | 0.1 ~ 1.2A 0.1 ~ 1.2A | | |
| | RATED POWER | 24.9W | 25.2W | 25W | 24W | | |
| | RIPPLE & NOISE (max.) Note.2 | 50mVp-p 150mVp-p | 50mVp-p 200mVp-p | 50mVp-p 50mVp-p | 50mVp-p 50mVp-p | | |
| | VOLTAGE TOLERANCE Note.3 | ±2.0% ±6.0% | ±2.0% ±6.0% | ±6.0% ±6.0% | ±4.0% ±4.0% | | |
| | LINE REGULATION | ±0.5% ±2.0% | ±0.5% ±2.0% | ±1.0% ±1.0% | ±0.5% ±0.5% | | |
| | LOAD REGULATION | ±1.0% ±4.0% | ±1.0% ±4.0% | ±4.0% ±4.0% | ±3.0% ±3.0% | | |
| | SETUP, RISE TIME | 250ms, 50ms/230VAC 250ms, 30ms/115VAC at full load | | | | | |
| HOLD UP TIME (Typ.) | 100ms/230VAC 16ms/115VAC at full load | | | | | | |
| INPUT | VOLTAGE RANGE | 85 ~ 264VAC 120 ~ 370VDC | | | | | |
| | FREQUENCY RANGE | 47 ~ 63Hz | | | | | |
| | EFFICIENCY(Typ.) | 71% | | 77% | | 73% | |
| | AC CURRENT (Typ.) | 0.65A/115VAC | | 0.4A/230VAC | | | |
| | INRUSH CURRENT (Typ.) | COLD START 32A | | | | | |
| LEAKAGE CURRENT | <0.5mA / 240VAC | | | | | | |
| PROTECTION | OVERLOAD | Above 105% rated output power Protection type : Hiccup mode, recovers automatically after fault condition is removed | | | | | |
| | OVER VOLTAGE | 5.75 ~ 6.75V 13.8 ~ 16.2V 5.75 ~ 6.75V 27.6 ~ 32.4V 5.75 ~ 6.75V -5.75 ~ -6.75V 13.8 ~ 16.2V -13.8 ~ -16.2V 17.3 ~ 20.3V -17.3 ~ -20.3V Protection type : Shut off o/p voltage, clamping by zener diode | | | | | |
| | OVER TEMPERATURE | Shut down o/p voltage, re-power on to recover | | | | | |
| ENVIRONMENT | WORKING TEMP. | -10 ~ +60°C (Refer to "Derating Curve") | | | | | |
| | WORKING HUMIDITY | 20 ~ 90% RH non-condensing | | | | | |
| | STORAGE TEMP., HUMIDITY | -20 ~ +85°C, 10 ~ 95% RH | | | | | |
| | TEMP. COEFFICIENT | ±0.03%/°C (0 ~ 50°C) ON CH1 output | | | | | |
| VIBRATION | 10 ~ 500Hz, 2G 10min./1cycle, period for 60min. each along X, Y, Z axes | | | | | | |
| SAFETY & EMC (Note 4) | SAFETY STANDARDS | UL62368-1, TUV BS EN/EN62368-1, EAC TP TC 004, CCC GB4943.1(for PD-25A only) approved | | | | | |
| | WITHSTAND VOLTAGE | I/P-O/P:3KVAC I/P-FG:2KVAC O/P-FG:0.5KVAC | | | | | |
| | ISOLATION RESISTANCE | I/P-O/P, I/P-FG, O/P-FG:100M Ohms / 500VDC / 25°C / 70% RH | | | | | |
| | EMC EMISSION | Compliance to BS EN/EN55032 (CISPR32) Class B, BS EN/EN61000-3-2,-3, EAC TP TC 020, GB9254 Class B, GB17625.1 | | | | | |
| EMC IMMUNITY | Compliance to BS EN/EN61000-4-2,3,4,5, BS EN/EN55035, light industry level, EAC TP TC 020 | | | | | | |
| OTHERS | MTBF | 5363.3K hrs min. Telcordia SR-332 (Bellcore) ; 707.6K hrs min. MIL-HDBK-217F (25°C) | | | | | |
| | DIMENSION | 107*61*28mm (L*W*H) | | | | | |
| | PACKING | 0.15Kg; 96pcs/15.9Kg/1.2CUFT | | | | | |
| NOTE | <ol style="list-style-type: none"> 1. All parameters NOT specially mentioned are measured at 230VAC input, rated load and 25°C of ambient temperature. 2. Ripple & noise are measured at 20MHz of bandwidth by using a 12" twisted pair-wire terminated with a 0.1 μF & 47 μF parallel capacitor. 3. Tolerance : includes set up tolerance, line regulation and load regulation. 4. The power supply is considered a component which will be installed into a final equipment. All the EMC tests are been executed by mounting the unit on a 360mm*360mm metal plate with 1mm of thickness. The final equipment must be re-confirmed that it still meets EMC directives. For guidance on how to perform these EMC tests, please refer to "EMI testing of component power supplies." (as available on https://www.meanwell.com/Upload/PDF/EMI_statement_en.pdf) 5. Heat Sink HS1,HS2,HS3 can not be shorted. 6. The ambient temperature derating of 3.5°C/1000m with fanless models and of 5°C/1000m with fan models for operating altitude higher than 2000m(6500ft). <p>※ Product Liability Disclaimer : For detailed information, please refer to https://www.meanwell.com/serviceDisclaimer.aspx</p> | | | | | | |

Mechanical Specification

Unit:mm



AC Input Connector (CN1) : Molex 41791-03 or equivalent

| Pin No. | Assignment | Mating Housing | Terminal |
|---------|------------|--------------------------|--------------------------|
| 1 | AC/L | Molex 2139 or equivalent | Molex 2478 or equivalent |
| 2 | No Pin | | |
| 3 | AC/N | | |

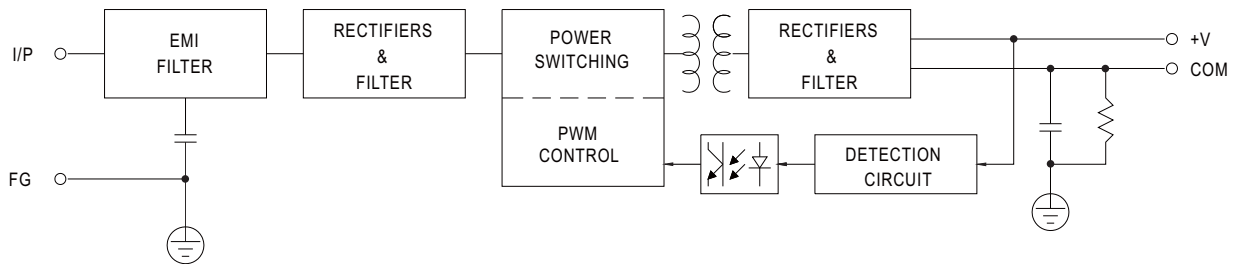
DC Output Connector (CN2) : Molex 41791-04 or equivalent

| Pin No. | Assignment | Mating Housing | Terminal |
|---------|------------|--------------------------|--------------------------|
| 1 | V1 | Molex 2139 or equivalent | Molex 2478 or equivalent |
| 2,3 | COM | | |
| 4 | V2 | | |

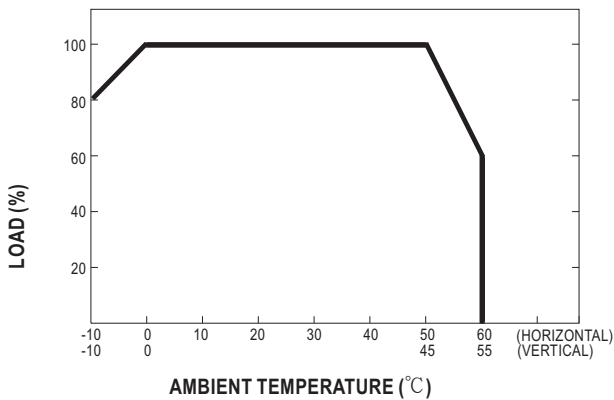
⚠ HS1,HS2,HS3 can not be shorted

Block Diagram

fosc : 100KHz



Derating Curve



Static Characteristics (A)

