GPX 8 ∅8 mm, planetary gearhead

Key Data		A Standard Version
Max. transmittable power	W	0.84
Max. continuous torque	Nm	0.1
Max. continuous input speed	rpm	12 000
Ambient temperature	°C	-15 ... +80
Bearing at output		Ball bearing

Operating Range (output shaft) — **A Standard Version**

Continuous operation

Intermittent operation

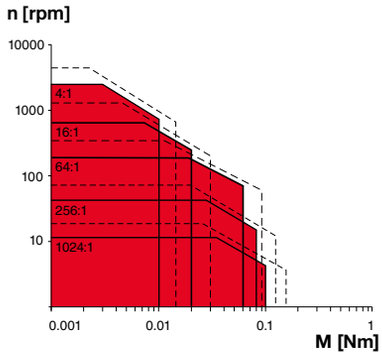

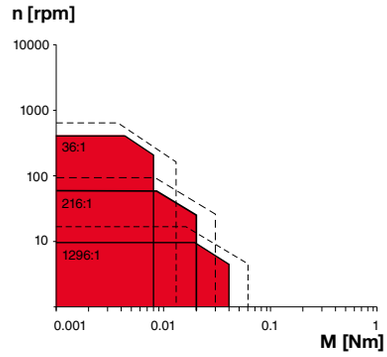

Specifications		A Standard Version							
Number of stages		1	2	2	3	3	4	4	5
Max. transmittable power (continuous)	W	0.840	0.520	0.140	0.390	0.060	0.130	0.040	0.040
Max. transmittable power (intermittent)	W	1.05	0.650	0.180	0.490	0.080	0.160	0.060	0.050
Max. continuous torque	Nm	0.010	0.020	0.008	0.060	0.020	0.080	0.040	0.100
Max. intermittent torque	Nm	0.015	0.030	0.012	0.090	0.030	0.120	0.060	0.150
Max. continuous input speed	rpm	12000	12000	12000	12000	12000	12000	12000	12000
Max. intermittent input speed	rpm	20000	20000	20000	20000	20000	20000	20000	20000
Max. efficiency	%	90	81	76	73	66	65	57	59
Average backlash no load	°	1.8	2.0	2.4	2.2	2.6	2.5	2.8	2.8
Max. axial load (dynamic)	N	5.0	5.0	5.0	5.0	5.0	5.0	5.0	5.0
Max. radial load, 5 mm from flange	N	5	6	6	7	7	8	8	8
Gearhead length L1[1]	mm	5.5	8.1	8.3	10.7	11.1	13.3	13.9	15.9
Weight	g	2.6	3.2	3.2	3.8	3.8	4.4	4.4	5.0

Configuration		A Standard Version							
Number of stages		1	2	2	3	3	4	4	5
Reduction	X:1	4	16	36	64	216	256	1296	1024
Absolute reduction: (see online)									
Version		Standard							
Flange		Standard flange/with central thread							
Shaft		Length/flat face							

maxon Modular System		Page
maxon DC motor	Nº of stages [opt.]	
DCX 8 M	1–5	86
maxon EC motor		
ECX SPEED 8 M	1–5	185–186

Dimensions — **M 2:1**

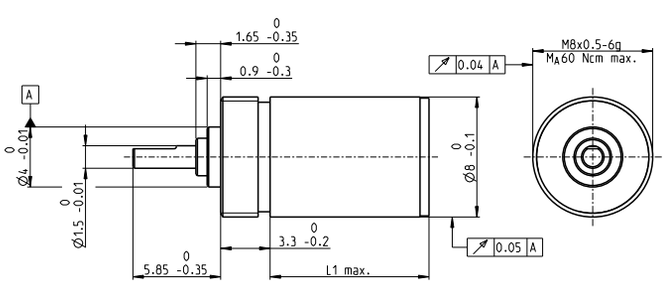

[1]This length may vary depending on the configuration and choice of motor. The effective length is calculated at the end of the configuration process.

gpx.maxongroup.com