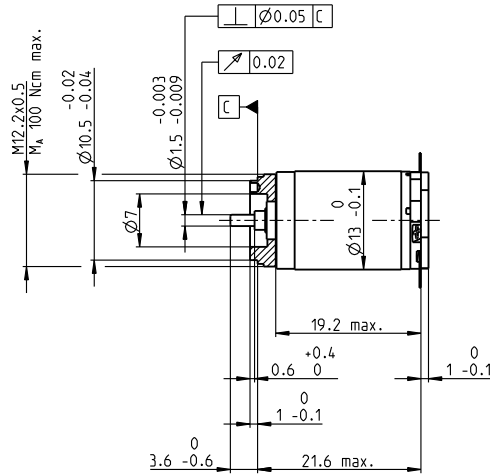
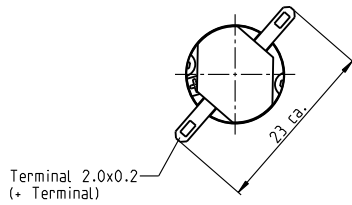


# RE 13 Ø13 mm, precious metal brushes, 1.2 watt

RE



M 1:1

- Stock program
- Standard program
- Special program (on request)

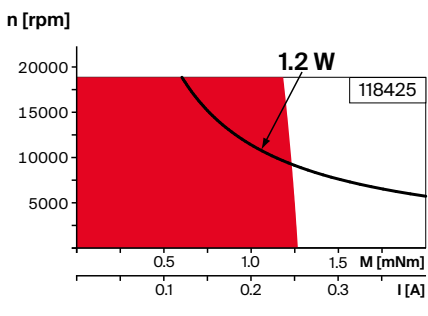
**Part Numbers**

Motor Data	118416	118417	118418	118419	118420	118421	118422	118423	118424	118425	118426	118427	118428	118429	118430
------------	--------	--------	--------	--------	--------	--------	--------	--------	--------	--------	--------	--------	--------	--------	--------

Values at nominal voltage		1	1.2	1.5	1.8	2.4	3	3.6	4.2	5	6	8	9	10	12	15
1 Nominal voltage	V	1	1.2	1.5	1.8	2.4	3	3.6	4.2	5	6	8	9	10	12	15
2 No load speed	rpm	11600	11300	11100	11000	11300	11600	12100	11500	11300	10900	11700	10600	11000	11200	10700
3 No load current	mA	104	84.1	65.7	53.8	42	34.5	30.6	24.5	20.1	16	13.2	10.3	9.75	8.31	6.2
4 Nominal speed	rpm	9930	8600	7670	6520	5860	6250	6960	6310	6010	5650	6400	5210	5590	5820	5190
5 Nominal torque	mNm	0.499	0.63	0.825	1.02	1.24	1.27	1.31	1.3	1.28	1.27	1.26	1.26	1.24	1.25	1.24
6 Nominal current (max. continuous current)	A	0.72	0.72	0.72	0.72	0.666	0.557	0.499	0.405	0.329	0.266	0.211	0.169	0.156	0.133	0.101
7 Stall torque	mNm	2.86	2.4	2.52	2.45	2.54	2.76	3.08	2.9	2.76	2.69	2.84	2.52	2.57	2.65	2.48
8 Stall current	A	3.56	2.45	2.02	1.62	1.3	1.15	1.11	0.857	0.674	0.53	0.449	0.321	0.307	0.268	0.19
9 Max. efficiency	%	69	67	68	67	68	69	70	70	69	69	69	68	68	68	68
<b>Characteristics</b>																
10 Terminal resistance	Ω	0.281	0.491	0.742	1.11	1.85	2.61	3.23	4.9	7.42	11.3	17.8	28	32.6	44.9	78.8
11 Terminal inductance	mH	0.006	0.009	0.015	0.022	0.036	0.054	0.072	0.108	0.158	0.243	0.377	0.579	0.661	0.921	1.59
12 Torque constant	mNm/A	0.802	0.98	1.25	1.51	1.96	2.41	2.76	3.39	4.1	5.08	6.32	7.84	8.37	9.89	13
13 Speed constant	rpm/V	11900	9740	7660	6310	4870	3970	3460	2820	2330	1880	1510	1220	1140	966	734
14 Speed / torque gradient	rpm/mNm	4170	4880	4560	4640	4600	4310	4040	4090	4220	4190	4250	4350	4440	4380	4450
15 Mechanical time constant	ms	15.6	14.9	14.3	14.1	13.9	13.7	13.5	13.5	13.5	13.5	13.6	13.7	13.6	13.6	13.7
16 Rotor inertia	gcm <sup>2</sup>	0.358	0.291	0.299	0.29	0.288	0.303	0.318	0.315	0.306	0.308	0.304	0.3	0.293	0.297	0.294

**Specifications**      **Operating Range**      **Comments**

- Thermal data**
- 17 Thermal resistance housing-ambient 46 K/W
  - 18 Thermal resistance winding-housing 14 K/W
  - 19 Thermal time constant winding 5.18 s
  - 20 Thermal time constant motor 76.1 s
  - 21 Ambient temperature -20...+65°C
  - 22 Max. winding temperature +85°C
- Mechanical data (sleeve bearings)**
- 23 Max. speed 19000 rpm
  - 24 Axial play 0.05 - 0.15 mm
  - 25 Radial play 0.014 mm
  - 26 Max. axial load (dynamic) 0.8 N
  - 27 Max. force for press fits (static) 15 N
  - 28 Max. radial load, 5 mm from flange 1.4 N



- Continuous operation**  
In observation of above listed thermal resistance (lines 17 and 18) the maximum permissible winding temperature will be reached during continuous operation at 25°C ambient.  
= Thermal limit.
- Short term operation**  
The motor may be briefly overloaded (recurring).
- Assigned power rating**

<b>Other specifications</b>	<b>Modular System</b>	<b>Details on catalog page 44</b>
29 Number of pole pairs	1	<b>Motor Control</b> 532_ESCON Module 24/2 532_ESCON 36/2 DC
30 Number of commutator segments	7	
31 Weight of motor	15 g	
Values listed in the table are nominal. Explanation of the figures on page 90.		
	<b>Gear</b>	
	399_GP 13 K	
	400_GP 13 A	