



■ Features

- 2.06"x1.07" compact size
- Medical safety approved (2 x MOPP) according to ANSI/AAMI ES60601-1 and IEC/EN60601-1
- Suitable for BF application with appropriate system consideration
- No load power consumption < 0.075W (0.09W for 3.3V)
- Extremely low leakage current
- Wide operating temp. range -35 ~ +85°C
- EMI class B for class II configuration
- Protections:
Short circuit / Overload / Over voltage / Over temperature
- No minimum load required
- 3 years warranty

■ Applications

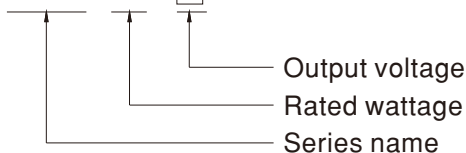
- Portable medical device
- Mobile clinical workstation
- Medical computer monitor
- Medical examination instrument

■ Description

MPM-20 is a 20W high density and small size (52.4*27.2*24mm) AC/DC module type medical power supply series offered in pin type. It features the operation for 80~264VAC, a low no load power consumption less than 0.075W (0.09W for 3.3V), a high efficiency up to 87%, Class II (no FG) double insulation, outstanding dissipation and high lifespan thanks to the interior potting, 5G anti-vibration, high EMC performance, 4KVAC isolation, etc. The design observes IEC/EN60601-1 and ANSI/AAMI ES60601-1 version three with 2xMOPP level and ultra-low leakage current (<80 μA). It is very suitable for BF (patient contact) type medical device or relevant equipment.

■ Model Encoding

MPM - 20 - 5

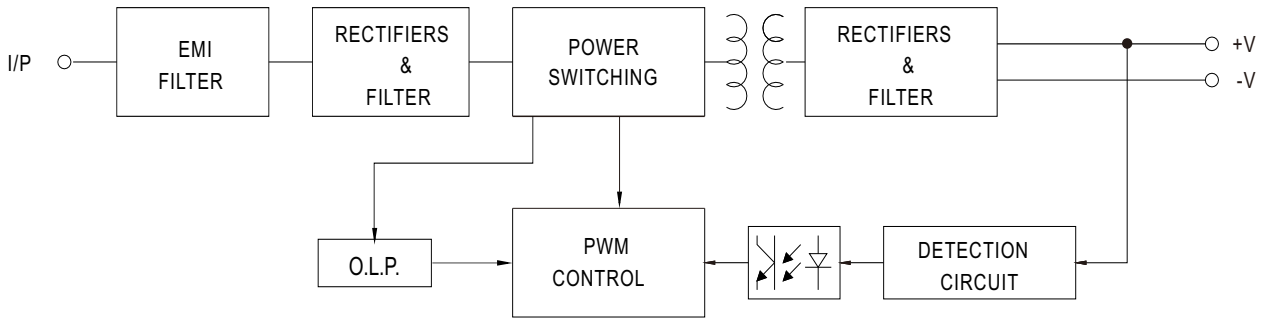


SPECIFICATION

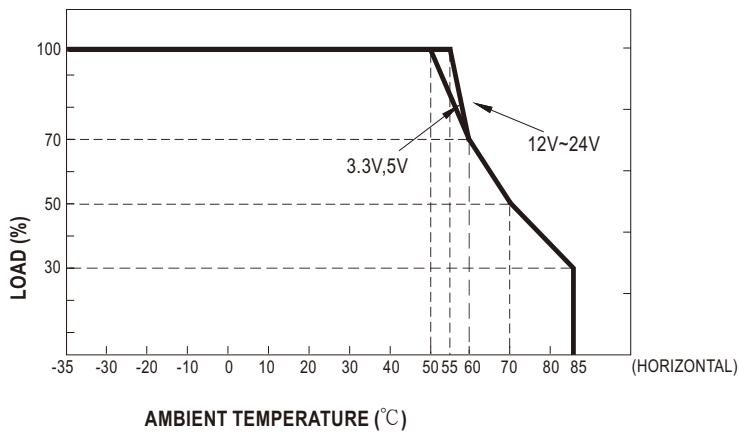
MODEL	MPM-20-3.3	MPM-20-5	MPM-20-12	MPM-20-15	MPM-20-24				
OUTPUT	DC VOLTAGE	3.3V	5V	12V	15V	24V			
	RATED CURRENT	4.5A	4A	1.8A	1.4A	0.9A			
	CURRENT RANGE <small>Note.2</small>	0 ~ 4.5A	0 ~ 4A	0 ~ 1.8A	0 ~ 1.4A	0 ~ 0.9A			
	PEAK CURRENT	4.95A	4.4A	1.98A	1.54A	0.99A			
	RATED POWER	14.9W	20W	21.6W	21W	21.6W			
	PEAK LOAD(10sec.) <small>Note.3</small>	16.3W	22W	23.8W	23.1W	23.8W			
	RIPPLE & NOISE (max.) <small>Note.4</small>	150mVp-p	150mVp-p	150mVp-p	180mVp-p	180mVp-p			
	VOLTAGE TOLERANCE <small>Note.5</small>	± 1.5%	± 1.5%	± 1.5%	± 1.5%	± 1.5%			
	LINE REGULATION	± 0.5%	± 0.5%	± 0.3%	± 0.3%	± 0.3%			
	LOAD REGULATION	± 0.5%	± 0.5%	± 0.5%	± 0.5%	± 0.5%			
	SETUP, RISE TIME	1500ms, 30ms/230VAC 1500ms, 30ms/115VAC at full load							
HOLD UP TIME (Typ.)	40ms/230VAC 10ms/115VAC at full load								
INPUT	VOLTAGE RANGE <small>Note.6</small>	80 ~ 264VAC							
	FREQUENCY RANGE	47 ~ 440Hz							
	EFFICIENCY (Typ.)	81%	85%	85.5%	87%	87%			
	AC CURRENT (Typ.)	0.75A/115VAC 0.5A/230VAC							
	INRUSH CURRENT (Typ.)	COLD START 20A/115VAC 45A/230VAC							
	LEAKAGE CURRENT (max.) <small>Note.7</small>	Touch current <80µA/264VAC							
PROTECTION	OVERLOAD	110% ~ 150% rated output power Protection type : Hiccup mode, recovers automatically after fault condition is removed							
	OVER VOLTAGE	3.8 ~ 5V	5.8 ~ 6.8V	13.8 ~ 16.2V	17.3 ~ 20.3V	27.6 ~ 32.4V			
	OVER TEMPERATURE	Protection type : Shut off o/p voltage, clamping by zener diode Protection type : Shut down o/p voltage, recovers automatically after temperature goes down							
ENVIRONMENT	WORKING TEMP.	-35 ~ +85°C (Refer to "Derating Curve")							
	WORKING HUMIDITY	20 ~ 90% RH non-condensing							
	STORAGE TEMP., HUMIDITY	-40 ~ +85°C, 10 ~ 95% RH non-condensing							
	TEMP. COEFFICIENT	± 0.03%/°C (0 ~ 55°C)							
	SOLDERING TEMPERATURE	260°C ± 5°C/10sec.max.							
	VIBRATION	10 ~ 500Hz, 5G 10min./1cycle, period for 60min. each along X, Y, Z axes							
OPERATING ALTITUDE <small>Note.8</small>	5000 meters								
SAFETY & EMC <small>(Note.9)</small>	SAFETY STANDARDS	IEC60601-1, EN60601-1, UL ANSI/AAMI ES60601-1(3.1 version), CAN/CSA-C22 3 rd Edition approved; Design refer to EN60335-1							
	ISOLATION LEVEL	Primary-Secondary: 2xMOPP							
	WITHSTAND VOLTAGE	I/P-O/P:4KVAC							
	ISOLATION RESISTANCE	I/P-O/P:100M Ohms / 500VDC / 25°C / 70% RH							
	EMC EMISSION	Parameter	Standard			Test Level / Note			
		Conducted emission	EN55011 (CISPR11)			Class B			
		Radiated emission	EN55011 (CISPR11)			Class B			
		Harmonic current	EN61000-3-2			Class A			
		Voltage flicker	EN61000-3-3			-----			
	EMC IMMUNITY	EN60601-1-2	Parameter			Standard		Test Level / Note	
		ESD	EN61000-4-2			Level 4, 15KV air ; Level 4, 8KV contact			
		RF field susceptibility	EN61000-4-3			Level 3, 10V/m(80MHz~2.7GHz) Table 9, 9~28V/m(385MHz~5.78GHz)			
		EFT bursts	EN61000-4-4			Level 3, 2KV			
		Surge susceptibility	EN61000-4-5			Level 3, 1KV/Line-Line			
Conducted susceptibility		EN61000-4-6			Level 3, 10V				
Magnetic field immunity		EN61000-4-8			Level 4, 30A/m				
Voltage dip, interruption		EN61000-4-11			100% dip 1 periods, 30% dip 25 periods, 100% interruptions 250 periods				
OTHERS	MTBF	1210Khrs min. MIL-HDBK-217F (25°C)							
	DIMENSION	52.4*27.2*24mm (L*W*H) or 2.06"*1.07"*0.94" inch							
	PACKING	0.056Kg; 240pcs/14.4Kg/0.97CUFT							
NOTE	<ol style="list-style-type: none"> All parameters NOT specially mentioned are measured at 230VAC input, rated load and 25°C of ambient temperature. No minimum load required. 33% Duty cycle maximum within every 30 seconds. Average output power should not exceed the rated power. Ripple & noise are measured at 20MHz of bandwidth by using a 12" twisted pair-wire terminated with a 0.1 µf & 47 µf parallel capacitor. Tolerance : includes set up tolerance, line regulation and load regulation. Derating may be needed under low input voltages. Please check the derating curve for more details. Touch current was measured from primary input to DC output. The ambient temperature derating of 2.5°C/ 1000m is needed for operating altitude greater than 2000m(6500ft). The power supply is considered a component which will be installed into a final equipment. The final equipment must be re-confirmed that it still meets EMC directives. For guidance on how to perform these EMC tests, please refer to "EMI testing of component power supplies." (as available on http://www.meanwell.com) 								

Block Diagram

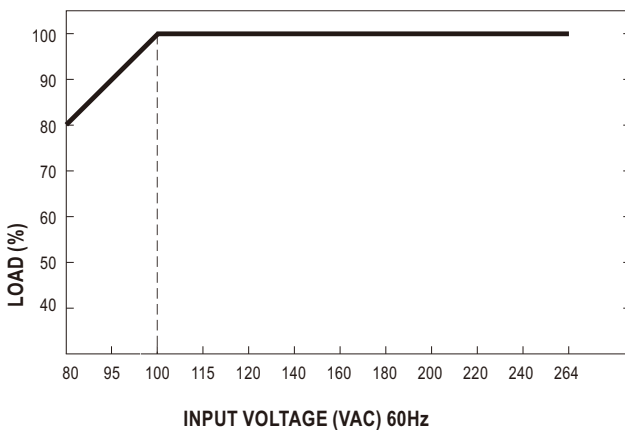
fosc : 100KHz



Derating Curve

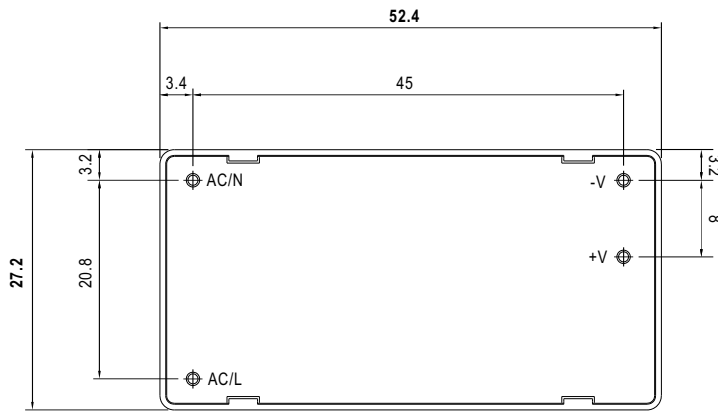


Output Derating VS Input Voltage

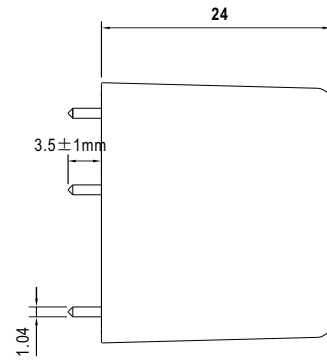


■ Mechanical Specification

Case No.219A Unit:(mm)



BOTTOM VIEW



P/N diameter:1.04

SIDE VIEW

■ Installation Manual

Please refer to : <http://www.meanwell.com/manual.html>